




Longshore





Longshore

Longshore International Ltd

THE LONGSHORE 16

DESCRIPTION

The Longshore 16 is a trailer-sailer based on a Portpatrick fishing boat. Although sturdily built in GRP, the Scandinavian influence is readily apparent in the double-ended hull, flared topsides and the wide "lands" of the "clinker planks". The deck is laid in teak and contributes to the boat's attractive appearance. A sliding, central hatch leads to the accommodation area below, which is large enough to sleep two people.

With a pedigree that evolved in the northern waters, the Longshore 16 is sturdy enough for short sea passages and coastal hops. Her long keel keeps her directionally stable, and is ballasted to make her self-righting. Safety is further enhanced by the provision of buoyancy chambers fore and aft. The rig is standing lug with a small jib, the mainsail being loose-footed. The lug sail gives good light wind performance as well as allowing full sail to be carried in a stiff breeze.

The Longshore 16 comes into her own in shallow waters. With a draught of 18" and an ability to tack through nearly 90°, she is ideal for pottering about in estuaries, going up creeks, and sailing in lakes and rivers. By loosening her forestay, the mast can be lowered to allow her to pass under bridges. Thus, the Longshore 16 can be seen to be completely versatile.

The optional trailer has a 3m extension arm for easy launching into shallow waters. Engine options are a 3.5 h.p. Tohatsu petrol outboard or an electric outboard giving 48 lb thrust.

All-in-all the Longshore 16 is the ideal boat for day sailing and pottering about with a friend, a hamper and a bottle of good wine.

5, Greenwood Close, Bury, Ramsey, Huntingdon, Cambs PE17 1NZ, England
Telephone/Fax 0487 814416 International Telephone/Fax +44 487 814416

Longshore International Ltd. Reg. No. 2723550

Reg Office: Summit House, 13 High Street, Wanstead, London E11 2AA.



Longshore

Longshore International Ltd

THE LONGSHORE 16

SPECIFICATION

LOA	16'5" (5m)
LWL	13'5" (4.1m)
BEAM	6'2" (1.9m)
DRAUGHT	1'6" (0.5m)
SAIL AREA	101 sq.ft (9.4sq.m)
BALLAST	150 Kg
DISPLACEMENT	1100 lb (500Kg) approx

STANDARD EQUIPMENT

Longshore 16
Sails - Main & Jib
Cushions

OPTIONAL EQUIPMENT

Trailer - including extension arm, lightboard,
security lock and spare wheel
3.5 h.p. Tohatsu Outboard
Electric Propulsion - 48 lb thrust
Oars, rowlocks, rowing taft
6 Kg Steadfast anchor c/w 1m chain
Cockpit Tent
Boat Cover

5, Greenwood Close, Bury, Ramsey, Huntingdon, Cambs PE17 1NZ, England
Telephone/Fax 0487 814416 International Telephone/Fax +44 487 814416



Longshore

Longshore International Ltd

March 1993

PRICE LIST

BOATS

<u>Model</u>	<u>Price</u> £
Longshore 16, including, sails, cushions	5750

OPTIONAL EXTRAS



<u>Item</u>	<u>Price</u> £
Trailer, incl. extension arm, lightboard, security lock, spare wheel	1192
Outboard Engine - 3.5 h.p. Tohatsu	377
Outboard Electric - Minn Kota 48 lb thrust	404
Oars, Rowlocks, Teak Taft	125
6 Kg Steadfast Anchor c/w 1m chain	97
Boat Cover	164
Cockpit Tent	291

ALL PRICES ARE EXCLUSIVE OF VAT.

Delivery: 8-12 weeks approx

Carriage/Shipping: POA

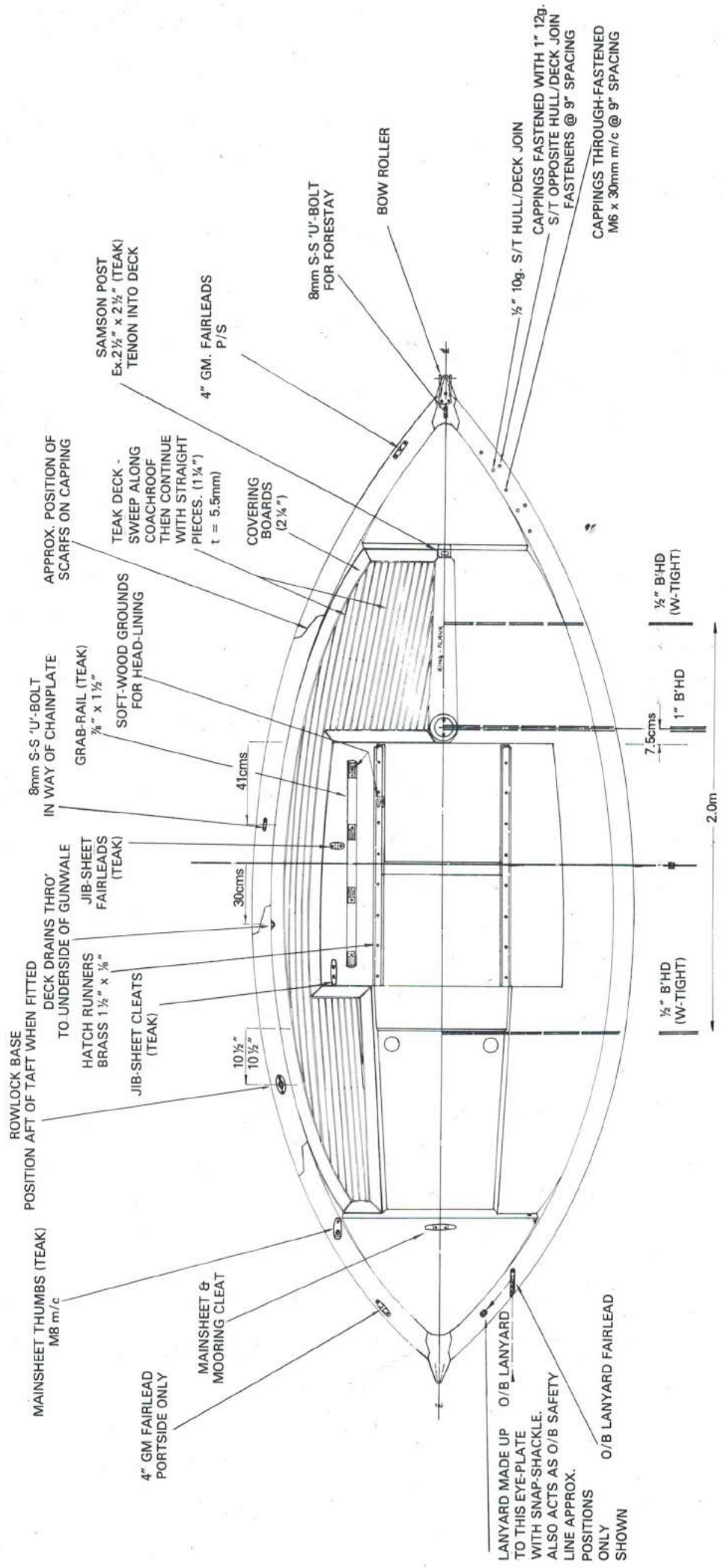
5, Greenwood Close, Bury, Ramsey, Huntingdon, Cambs PE17 1NZ, England
Telephone/Fax 0487 814416 International Telephone/Fax +44 487 814416



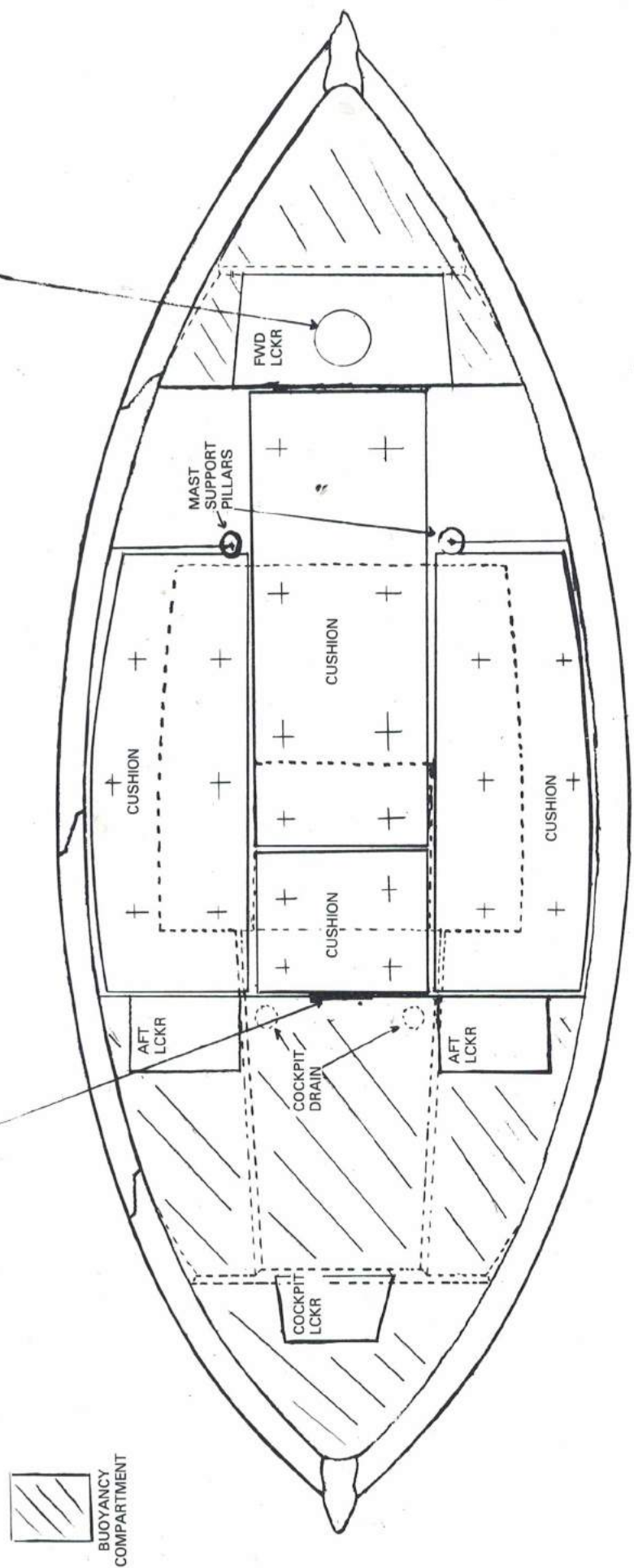
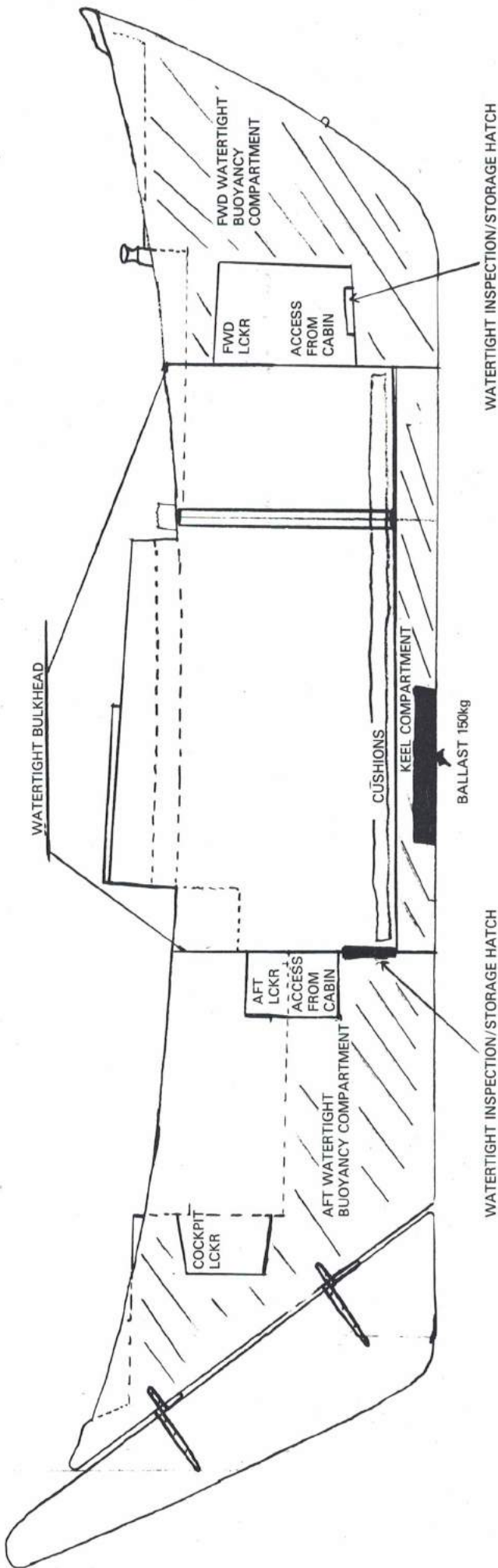
Longshore 16



LONGSHORE 16 SAIL PLAN



LONGSHORE 16 DECK PLAN



 BUOYANCY COMPARTMENT

LONGSHORE 16 INTERNAL LAYOUT